

## Product Description

TrakMat® NEW YORK has an arch form heavy gauge aluminium chassis capable of withstanding extreme traffic in the most demanding of applications. Where 24hr exposure to maintenance and access equipment, wheelchairs, shopping trolleys and the like is expected, Dominator can be specified with confidence. 42mm wide wiper strips provide optimum contact area for absorbency and soil collection. There is a wide variety of wiper strip options to suit almost any application.

## Technical Details

### Aluminium AA 6063 T6 / UNS A96063 anodised to DIN 17611

Si%	0.2-0.6
Fe%	0.35
Cu%	0.1
Mn%	0.1
Mg%	0.45-0.9
Zn%	0.1
Ti%	0.1
Cr%	0.1
Al	Balance

## Dimensions

Available in 15 and 19mm depths.

## Maintenance

### Regular Maintenance

Regular maintenance is required so the TrakMat® remains effective. Normal daily soiling can be dealt with using a suction vacuum cleaner. A 2000 Watt model will give better results than a lower powered model. The use of rubber bladed wet floor tool attachment should increase the effectiveness of the cleaning.

Vacuum the mat to remove dust and dirt from its surface. Vacuum also along the profiles to clean interstices.

### Periodic maintenance

Best results can be achieved by the periodic use of a spray extraction carpet cleaning machine.

The use of a mild detergent (neutral pH) cleaning solution in the carpet cleaning machine should loosen ingrained soiling and aid the removal of oils and grease. More stubborn stains should be treated a solvent based spot remover prior to re-cleaning with the detergent solution.

Chewing Gum can be removed by freeze spraying or with a proprietary chewing gum remover and then scraped or combed out of the matting carpet pile. This should be done before the full cleaning process is started.

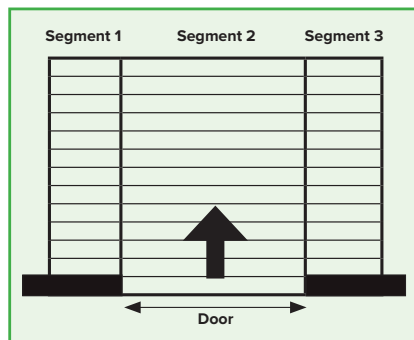
Entrance Matting Systems typically require a recess in which to lie. This recess must be of sound condition, level and flat.

Generally aluminium matting should be installed with a small tolerance to the surround, to allow for expansion with temperature variation.

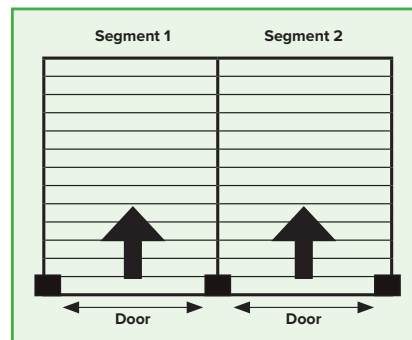
Exact installation detail varies between products, and should be confirmed at time of order.

If the dimension of the length of the profiles is longer than 2500m, the mats will need to be manufactured in several pieces to accommodate the positioning of the doors as follows:

✓ Correct

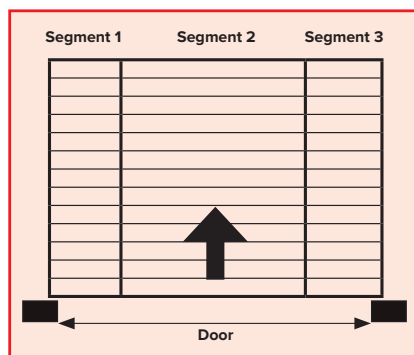


✓ Correct

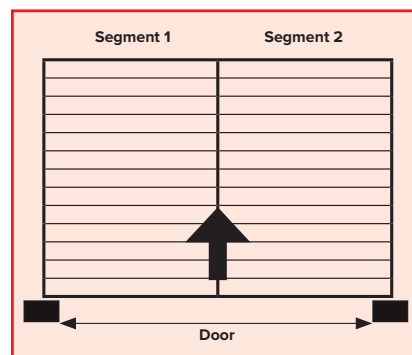


Never manufactured in the following conditions:

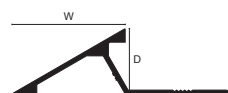
✗ Incorrect



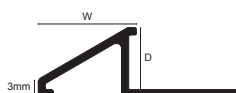
✗ Incorrect



## Frame Options (Please contact Genesis for full range)



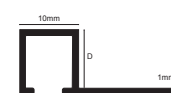
RSA



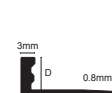
RUA



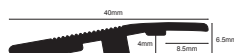
RAA



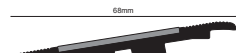
TDP



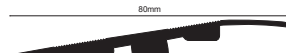
ESA



RAR077



RAR107



RAR157



RAW057